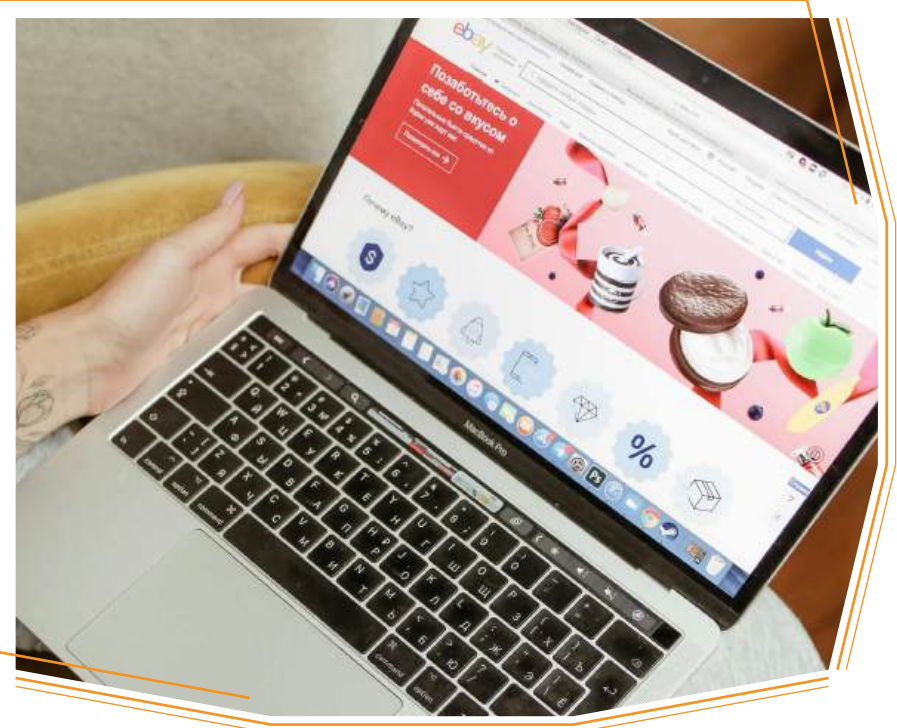


# Header Options for Your Website


## 1. One-Line Header with Logo Aligned to the Left

This layout type places the logo in the upper left hand of the page, with the buttons and navigation links extending to the right. This format is popular with news websites because it is professional-looking and easy to navigate.



## 2. Mobile-Optimized Header with Hamburger Menu

This header is user-friendly on smaller screens. The hamburger menu is an icon with three horizontal lines that, when clicked, reveal the site's main navigation links. This design helps save space and keeps the website user-friendly and easy to navigate on mobile devices.



## 3. Hybrid Desktop/Mobile Header

A hybrid desktop/mobile header adapts to different screen sizes—an excellent option for people wanting to easily switch between desktop and mobile options. Instead of having separate designs for each, this approach adjusts the header elements based on the screen's width.



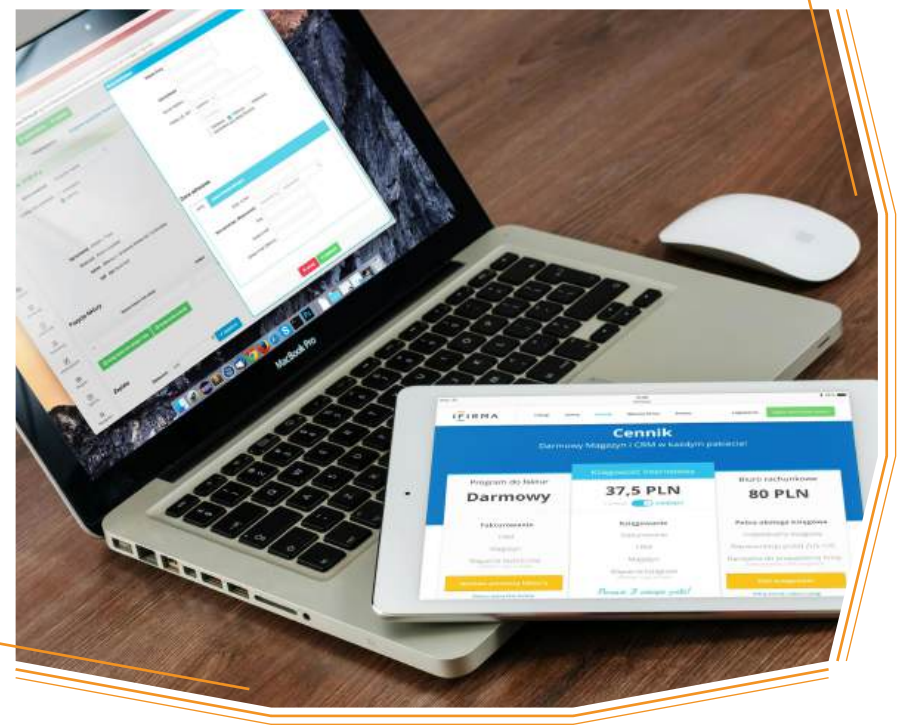
## 4. Mega Menu Header

This header is ideal for websites with many options or a lot of content. When you hover or click on a main menu item, it displays a large, organized dropdown menu with multiple links at once. This helps visitors quickly find what they're looking for without overwhelming them with too many choices.



## 5. Header with Notification Bar

This heading displays important messages, updates, or promotions at the top of a website. The notification bar can stay visible even when users scroll down, helping visitors quickly notice important information, like a sale or a new announcement.



## 6. Header with Utility Bar

This header adds extra features above the main menu at the top of the page. It's usually a small bar where you can put things like contact info or social media links. This keeps important details easy to find without distracting users from the website's main design.



## 7. Transparent Header

This header blends in with the background, allowing the content behind it to show through. It's a more modern option that uses eye-catching photos and videos, giving the site a more artistic feel. Designers use this header type on creative websites or portfolios, where the visuals are just as important as the navigation in standing out.



## 8. Header with Multi-Site Navigation

This header type is helpful for businesses that manage several different websites or platforms under one roof. It allows visitors to easily switch between related sites without searching for them. This type of header keeps everything connected and makes for a smoother user experience across different sections of the brand.

